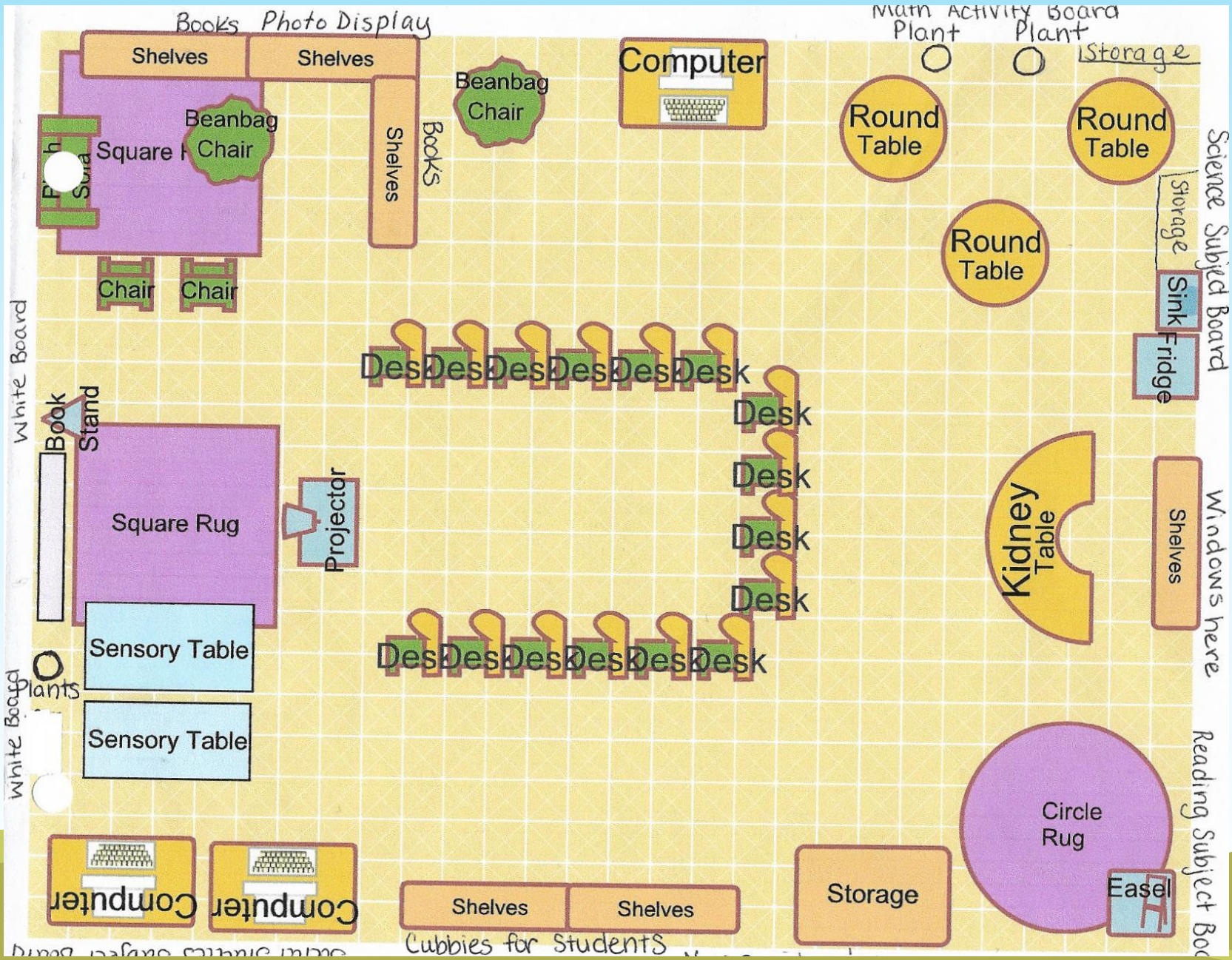




My Classroom Environment





Melissa Mehlhoff

1st Grade





Philosophy of Teaching

- Children will be inspired to reach their full potential through an interactive environment.
 - Students will have the opportunity to learn hands-on to create a meaningful learning experience.
 - Learning is made exciting and relatable to students.
 - The class environment will encourage a community of learners who uplift one another.
- 
- 
- 
- 

Mission Statement





In this room...

you will be given
expectations,
knowledge, and
hands-on ways to
LEARN...

But mostly, you'll be
given a loving
environment to
SUCCEED in! .



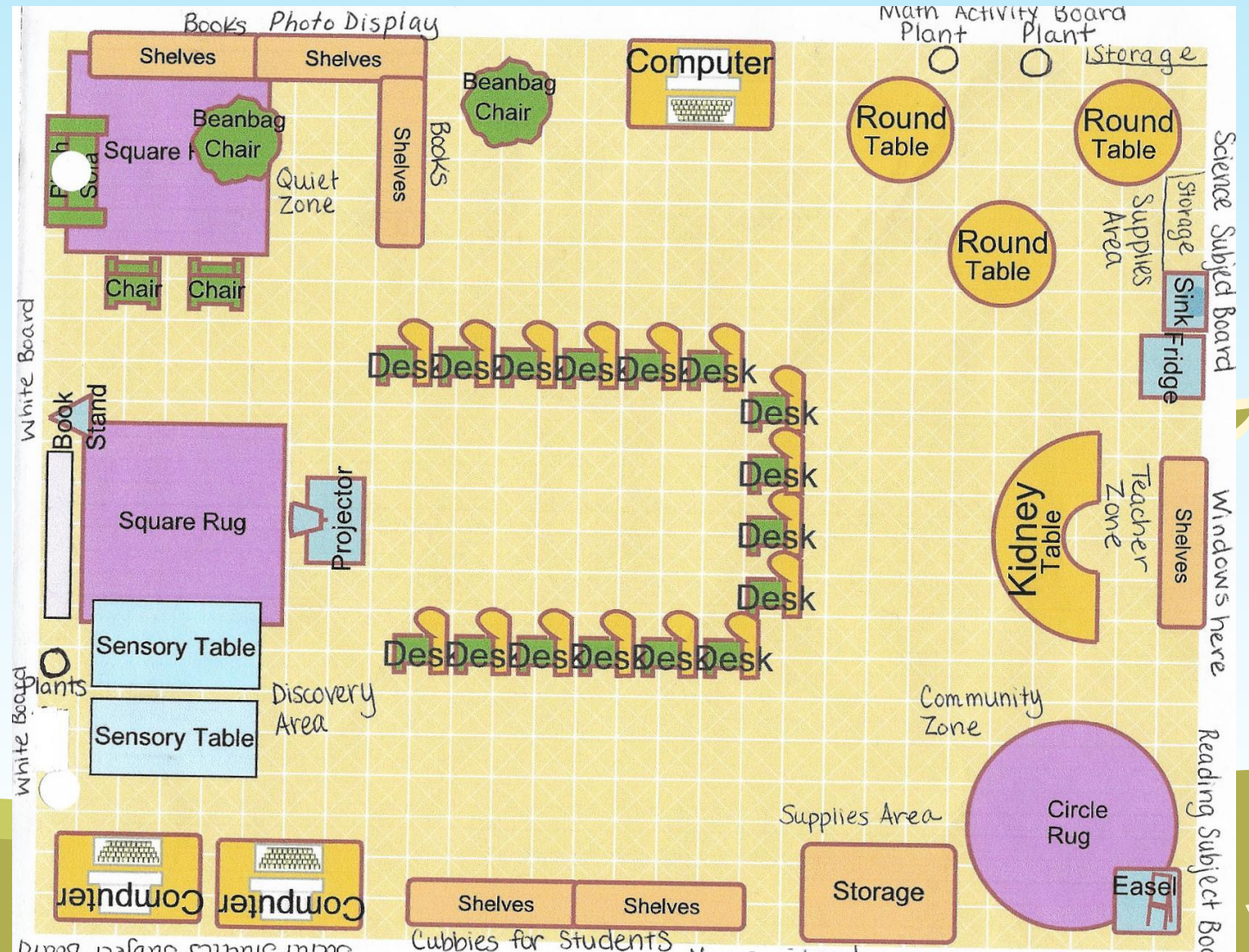
Guidance Policy

- We will be respectful.
 - We will listen before we speak.
 - We will try our very best.
- 
- 



Learning Areas

- Discovery Area
- Supplies Area
- Community Zone
- Quiet Zone
- Teacher Zone
- News Zone
- Subject Area Zone



Materials

- **Creating Connections**

- Family Bulletin Board
- Student Cubbies
- Quiet Space with Couch, Chairs, and Pillows
- Individual Desks
- Big Rug for Whole Group

- **Flexible Learning**

- Playdough
- Math manipulatives
- Laptops
- Collaboration Tables
- White Boards

- **Wonderment, Curiosity, and Intellectual Engagement**

- Collections of Button, Pins, etc.
- Costumes
- Sensory Tables
- Paint/Water Colors
- Pendulum

- **Nature and Natural Elements**

- Plants
- Lamps/Natural Light
- Water
- Scentsy
- Collections of Shells and Rocks

- **Symbolic Representations**

- Subject Bulletin Boards
- List of Classroom Expectations
- Word Walls
- Bullying Posters
- Interactive Globe





Environment Plans

Create Your Landform

- **Objective:** Students will be able to identify the different types of landforms, by creating these landforms out of the materials (playdough, sand, water, 3-compartment plate) provided.
 - **Materials:** Play-dough, Sand, Water, 3-Compartment Plate
 - **Activity:** Students will create a landform using the materials provided.
- 
- 

What Are Current Events?

- **Objective:** Students will be able to demonstrate good citizenship by informing themselves of current events in the world.
 - **Materials:** Desktops, laptops, and tablets
 - **Activity:** Students will look up current events on the laptops and tablets using the websites given to them.
- 
- 

Environment Plans

Let's Play!


- **Objective:** Students will be able to demonstrate knowledge of published and non-published works by acting out plays written by students and published in books.
- **Materials:** Books containing different plays, unpublished plays written by students, costume materials such as hats, coats, glasses, bags, etc.
- **Activity:** Students will gain hands-on experience distinguishing between published and non-published works through acting.

Create and Destroy Shapes

- **Objective:** Students will be able to create a new shape using three-dimensional shapes.
- **Materials:** Triangles, Squares, Rectangles, Trapezoids, Rhombuses, Pentagons, Hexagons, Octagons, etc. Subject Board
- **Activity:** Students will create shapes from other shapes and reference the subject board.



Resources

- <https://www.pinterest.com/pin/179510735124176186/>
 - Classroom Mission Statement
 - ND Content Standards
 - <https://www.nd.gov/dpi/students-parents/Standards/>
 - <http://classroom.4teachers.org/>
 - Classroom Representation
- 
- 